



Ice & Water Dispensers

splash!

Make a splash in fitness!
Good hydration is known
to reduce fatigue, increase
mental acuity and retention
and enhance overall
well-being.



Refresh!

Enjoy an ice cold benefit.

Follett ice and water dispensers allow you to provide fresh, filtered water with the added benefit of Chewblet® ice. Ice makes everything taste better – water, tea, coffee, soda and flavor packets.

Always in good taste.

Water delivered by a Follett ice and water dispenser has a wonderfully clean taste when it's filtered to eliminate chlorine, off-tastes and odors. The optional Follett filtering systems also remove dirt and impurities – so what pours into your cup is crisp, clean H₂O.

Rejuvenate!

Enhance health and productivity.

When water stays icy cold, it's more enticing and encourages greater consumption, leading to better hydration and its associated benefits. And as a bonus, metabolizing eight glasses of ice cold water daily burns the calorie equivalent of 3 - 4 pounds per year.

Keep it clean. Keep it sanitary.

Help prevent the spread of germs and bacteria by eliminating ice machines that require scooping by hand. Follett's capacitive touch, lever and SensorSAFE™[†] dispensing options ensure that ice goes directly into the cup, untouched until it is consumed.

All Follett dispensers are certified by NSF International, the Public Health and Safety Company™.

Now with Agion™ antimicrobial product protection.

All dispensers have Agion antimicrobial product protection¹ in the critical ice and water contact components to inhibit the growth of damaging bacteria, mold and fungi on treated surfaces.

[†] SensorSAFE™ dispensing requires use of opaque drinkware for sensors to operate properly.

*NSF is a registered trademark of NSF International.

¹ Disclaimer: Antimicrobial protection is limited to the treated components and does not treat water or ice. Agion is a registered trademark of Sciescent LLC.



*Hands-free ice
dispensing...*

*is more sanitary
than scooping ice!*



shine!

Follett dispensers are the perfect amenity for break rooms, vending areas, cafeterias, reception and show room hospitality stations, conference rooms and executive suites.



Relax!

We have what you need.

Follett offers the industry's largest selection of ice and water dispensers with more than 40 sizes and configurations to meet your needs – countertop, freestanding, wall-mount and undercounter configurations.

In addition, there are various ice machine options that include integral, removable, and RIDE™ technology. Our patented RIDE remote ice delivery equipment allows you to locate the ice machine up to 20' (6.1 m) away from the dispenser.

Dispense options include capacitive touch, lever and SensorSAFE infrared dispensing.**

Ice supply guide for employee refreshment †

Model	Storage lbs (kg)	People served*	Total servings per day† 7 a.m. - 5 p.m.
7 Series	7 lbs (3 kg)	up to 25	140
12 Series	12 lbs (5 kg)	up to 50	400
25 Series	25 lbs (11 kg)	up to 100	450
50 Series	50 lbs (23 kg)	up to 200	525
110 Series	90 lbs (41 kg)	up to 350	650

† 7 Series ice machines will produce 4.5 lb (2 kg) of ice per hour. All other models will produce 15 lb (6.8 kg) per hour.

* The number of employees served will depend on daily usage patterns, number of employees that like ice, size of cups, climate, time of year, other uses for ice (e.g., filling pitchers for meetings).

† Assumes 16 oz cups 2/3 full of ice.

The number of employees served will depend on daily usage patterns, number of employees that like ice, size of cups, climate, time of year and other uses for ice (e.g., filling pitchers for meetings).

Contact a Follett representative to evaluate your specific needs.

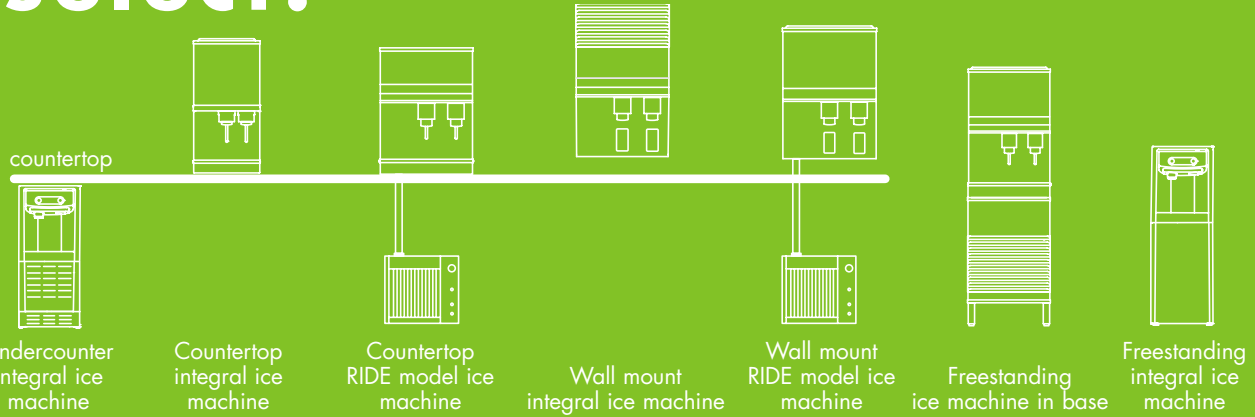
Reduce your carbon footprint.

The ice machine in a Follett dispenser uses 50% less electricity and 70% less water to produce ice than cube-type ice machines typically found in employee refreshment areas.

** SensorSAFE™ dispensing requires use of opaque drinkware for sensors to operate properly.



select!



Dispenser configurations

Model	Undercounter integral ice machine	Countertop integral ice machine	Countertop RIDE model ice machine	Wall mount integral ice machine	Wall mount RIDE model ice machine	Freestanding ice machine in base	Freestanding* integral ice machine
7 Series	•	•					•
7 Series ADA†	•	•					
12 Series		•		•	•		•
25 Series		•	•	•	•	•	•
50 Series		•	•	•	•	•	•
110 Series		•	•			•	•


†ADA model is designed to fit under 34" (864 mm) high counters. * With optional base for 12 - 110 Series models.

Easy installation and maintenance.

Follett ice and water dispensers are dependable, easy to install, and easy to maintain. Most models are self-contained, single units with no assembly required; just provide a water line and a drain. And the new 7 Series dispenser does not even require a drain!

Outstanding product support.

Each Follett 7 Series ice and water dispenser is backed by a two-year, full parts and labor warranty and a five-year warranty on compressor parts. Each Follett 12 through 110 Series ice and water dispenser is backed by a three-year, full parts and labor warranty and a five-year warranty on compressor parts. Follett provides toll free factory-direct service and parts support as well as free technical training seminars.





clink!

Studies have shown that Follett Chewblet ice is the hands-down favorite ice type! Chewblet ice supports beverage offerings such as iced coffee, iced tea and flavor packets in addition to water.


Renew!

A beautiful upgrade.

Sleek, compact Follett ice and water dispensers help renew office aesthetics. Follett offers the industry's widest range of ice and water dispensers with countertop, undercounter or freestanding styles to perfectly complement your environment and to meet the ice and water needs of your facility.

A new offering.

The new 7 Series family comes in countertop, undercounter and freestanding models. Place the countertop model on a counter underneath standard mill work cabinets with 18" (457 mm) clearance. The undercounter model can easily replace other undercounter ice machines that require using a scoop. All 7 Series models feature a drainless design that makes installation and maintenance easy.





innovate!

Create a hydration station for central dispatch locations, road crews, or mining operations and make wellness and hydration easy.



Ice Pro





Vision

Find!

Solutions to keep employees hydrated.

An Ice Pro™ automatic ice dispenser provides fast, safe, sanitary dispensing of ice.

A low-profile Vision™ ice and water dispenser with undercounter ice storage provides a high-capacity alternative for ice and water.



SensorSAFE, RIDE, Vision and Ice Pro are trademarks of Follett Corporation.
 Chewblet and Follett are registered trademarks of Follett Corporation, registered in the US.
 © Follett Corporation 2011



801 Church Lane | Easton, PA 18040, USA
 +1.610.252.7301 | 800.523.9361 | www.follettice.com

Form #3915
 06/12